

H2 Lite 500

Single point source, dimmable LED downlight with bezel & Easy-fit connector

Features

IP Rating	IP65
CSP Switchable	Single CCT
Tilttable	No
Rotation Angle	No
UGR	25
Sensor Option	No
Dimmable Option	Yes
LED Lifetime	L70 40,000h
Colour Rendering Index	CRI>80
Colour Consistency	SDCM3
Emergency Option	No

Installation information

Install Connector Type	Easy-fit connector
Insulation Coverable	Rolled insulation
Cut Out Size	64-72
UK Bathroom Zone	1
Inrush Current	1.2A 0.03ms
Construction Material	Mild steel / VO rated plastic
Thickness of Recessed Surface	40 mm
Weight	230g
Ambient Temperature Range	40°C
SELV	Yes
UK Building Regulations	Part B, C, E, P & L
Part B Fire Rating	Solid Timber 30/60/90min, I-Joist 30min, Metal Web 30min
Electric Class (1, 2, 3)	2

Photometrics @ 25°C

Product code	Finish	W	Colour	Beam	lm	lm/W	lx @ 1m
DLT469BS6040	Brushed steel	5W	4000K	60°	500	100	460
DLT469MW6040	Matt white	5W	4000K	60°	500	100	460
DLT469BS6030	Brushed steel	5W	3000K	60°	500	100	460
DLT469MW6030	Matt white	5W	3000K	60°	500	100	460

Product not suitable for exterior use, please use H2 Pro Extreme. Energy rating is a reflection of the LED light source.




Wiring information

Cable / Flying Lead	0.15m
Cable Required for Connector	Push-fit terminal for: Twin & Earth (6242Y 2x1.5mm ²) or 3-core cable (R02V 3x1.5mm ²)
Type of Wiring Required	Parallel

LED drivers

N/A (integrated SELV driver)	220-240V	Yes	Yes (mains)	1 (Ceiling only)	N/A	N/A
N/A (integrated SELV driver)	N/A	N/A	N/A	N/A	N/A	N/A
N/A (integrated SELV driver)	N/A	N/A	N/A	N/A	N/A	N/A

01604 495 151
collingwoodlighting.com

 collingwoodled
 /collingwoodlighting
 collingwoodlighting

Guarantee

4 years

Features & benefits

Quick and easy installation with easy-fit connector

High efficacy of 105lm/W

Insulation coverable

Supplied with twist and lock bezel

I Joist and Metal Web Approved

Compatible with Collingwood Smart system

Rolled insulation coverable

Single point source to replicate halogen look & feel

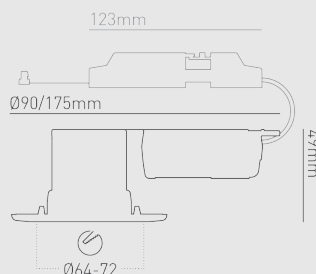
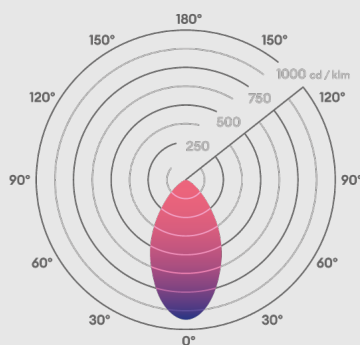
Mains dimmable

2 part, push fit, loop in/ loop out connector

Light source
energy efficiency:



Beam angle: 60°




Accessories


DLCONVERT70	Converter plate	Sold Separately
DM298GRID	LED mains grid dimmer	Sold Separately
DM298FP	Faceplate dimmer	Sold Separately
DLCVT110	Converter Plate	Sold Separately



collingwood

01604 495 151
collingwoodlighting.com

 [collingwoodled](#)

 [/collingwoodlighting](#)

 [collingwoodlighting](#)

H2 Lite 500