

H2 Pro 550 CS

Colour switchable, dimmable, fire-rated downlight

Features

IP Rating	IP65
CSP Switchable	Switchable CCT
Tiltable	No
Rotation Angle	No
UGR	27
Sensor Option	No
Dimmable Option	Yes
LED Lifetime	L70 70,000h
Colour Rendering Index	CRI>80
Colour Consistency	SDCM3
Emergency Option	Yes

Installation information

Install Connector Type	Push-fit terminal connector
Insulation Coverable	Rolled and blown insulation
Cut Out Size	64-72
UK Bathroom Zone	1
Inrush Current	1.1A 0.02ms
Construction Material	Mild steel / V0 rated plastic
Thickness of Recessed Surface	40 mm
Weight	186g
Ambient Temperature Range	40°C
SELV	Yes
UK Building Regulations	Part B, C, E, P & L
Part B Fire Rating	Solid Timber 30/60/90min, I-Joist 30min, Metal Web 30min
Electric Class (1, 2, 3)	2

Photometrics @ 25°C

Product code	Finish	Feature I	W	Colour	Beam	lm	lm/W	lx @ 1m
DLT4286500	Bezel sold separately	Non-emergency	6.4W	3000K - 6500K	65°	575 - 600	90	446

Product not suitable for exterior use, please use H2 Pro Extreme. Energy rating is a reflection of the LED light source.

Wiring information




Cable / Flying Lead	0.15m
Cable Required for Connector	Push-fit terminal for: Twin & Earth (6242Y 2x1.5mm ²) or 3-core cable (R02V 3x1.5mm ²)
Type of Wiring Required	Parallel

LED driver

N/A (integrated SELV driver)	220-240V	Yes	Yes (mains)	1 (Ceiling only)	N/A	N/A
------------------------------	----------	-----	-------------	------------------	-----	-----



01604 495 151
collingwoodlighting.com

 collingwoodled
 /collingwoodlighting
 collingwoodlighting

Guarantee

7 years

Features & benefits

Colour switchable between 3000K, 4000K and 6500K

High efficacy of 94 lm/W

Insulation coverable

Emergency option available

Compatible with Collingwood smart system

Compatible with twist and lock bezels

Flicker free

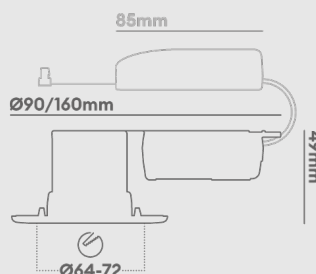
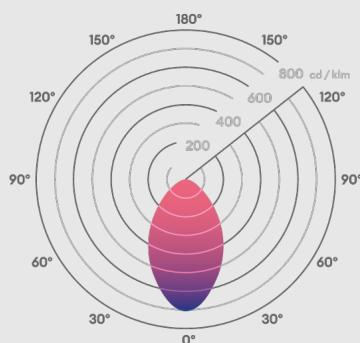
Flexible driver position for lower profile

When using a converter plate, the IP rating is not affected; however, the product is no longer fire-rated.

Light source energy efficiency:



Beam angle: 65°






Accessories

H2 range bezels	Round and square bezel options	Sold Separately
DLCVT110	Converter plate	Sold Separately
DLCONVERT70	Converter plate	Sold Separately
DM298FP	Faceplate dimmer	Sold Separately
DM298GRID	Grid dimmer	Sold Separately
LEDEP10	Emergency converter	Sold Separately
Range available to turn the ordinary extraordinary	Collingwood Smart System	Sold Separately



collingwood

01604 495 151
collingwoodlighting.com

-  collingwoodled
-  /collingwoodlighting
-  collingwoodlighting

H2 Pro 550 CS