

H2 Pro

70,000hrs long lifetime fire-rated downlight with detachable driver for easy repair/upgrade

Features

IP Rating	IP65
CSP Switchable	Switchable CCT
UGR	28
Dimmable Option	Yes
LED Lifetime	L70 70,000h
Colour Rendering Index	CRI>80
Colour Consistency	SDCM3
Emergency Option	Yes

Installation information

Install Connector Type	Easy-fit connector
Insulation Coverable	Rolled and blown insulation
Cut Out Size	64-72
UK Bathroom Zone	1
Inrush Current	1A 7.5ms
Construction Material	Mild steel / V0 rated plastic
Thickness of Recessed Surface	40 mm
Weight	270g
Ambient Temperature Range	40°C
SELV	SELV
UK Building Regulations	Part B, C, E, P & L
Ceiling Joist Approvals	Solid timber, I-Joist and Metal Web
Electric Class (1, 2, 3)	2

Photometrics @ 25°C

Product code	Finish	W	Colour	Beam	lm	lm/W	lx @ 1m
DLE5245500	Bezel sold separately	5W	2700K	55°	550	110	554
DLE5245500	Bezel sold separately	5W	3000K	55°	650	130	654
DLE5245500	Bezel sold separately	5W	4000K	55°	650	130	654
DLE5245500	Bezel sold separately	7W	2700K	55°	750	107	755
DLE5245500	Bezel sold separately	7W	3000K	55°	850	121	856
DLE5245500	Bezel sold separately	7W	4000K	55°	850	121	856
DLE5245500EM	Bezel sold separately	5W	2700K	55°	550	110	554
DLE5245500EM	Bezel sold separately	5W	3000K	55°	650	130	654
DLE5245500EM	Bezel sold separately	5W	4000K	55°	650	130	654
DLE5245500EM	Bezel sold separately	7W	2700K	55°	750	107	755
DLE5245500EM	Bezel sold separately	7W	3000K	55°	850	121	856
DLE5245500EM	Bezel sold separately	7W	4000K	55°	850	121	856

Product not suitable for exterior use, please use H2 Pro Extreme.



01604 495 151
collingwoodlighting.com

collingwoodled
 /collingwoodlighting
 collingwoodlighting

Guarantee

7 years

Features & benefits

Colour switchable between 2700K, 3000K and 4000K

High efficacy of 130lm/W

Insulation coverable

Wattage switchable between 5W and 7W

Compatible with Collingwood smart system

Quick and easy installation with easy-fit connector

Integrated emergency option available

Compatible with twist and lock bezels

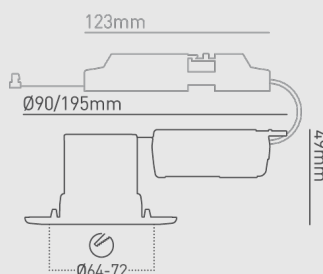
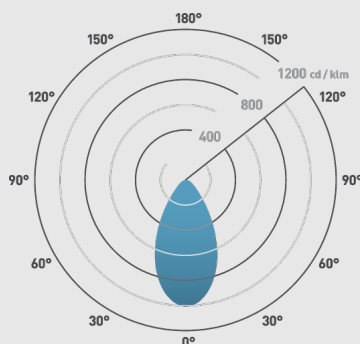
2 part, push fit, loop in/ loop out connector

Fixed position downlight

Light source energy efficiency:



Beam angle: 55°



Wiring information

Cable / Flying Lead	0.15m
Cable Required for Connector	Push-fit terminal for: Twin & Earth (6242Y 2x1.5mm ²) or 3-core cable (R02V 3x1.5mm ²)
Type of Wiring Required	Parallel

LED driver

N/A (integrated SELV driver)	220-240V	Yes	Yes	1 (Ceiling only)	N/A	N/A
------------------------------	----------	-----	-----	------------------	-----	-----




Accessories

H2 Bezels	Twist and lock bezels	Sold Separately
DLCONVERT70	Downlight Converter Plate	Sold Separately
DLCVT110	Downlight Converter Plate	Sold Separately
DM298FP	Faceplate Dimmer	Sold Separately
DM298GRID	Grid Dimmer	Sold Separately



collingwood

01604 495 151
collingwoodlighting.com

-  collingwoodled
-  /collingwoodlighting
-  collingwoodlighting

H2 Pro

The H2 Pro downlight is one of a kind. The lumen output and the colour temperature can be changed via switches on the driver. This flexibility is valuable and offers peace of mind that you have a downlight that is capable of fulfilling the requirements of the majority of installations. The H2 Pro has a 7 year extended warranty, along with 70,000 hours of LED lifetime, it is a fit and forget solution.